


Updated & Enriched

comic strips • my page • notes for the teacher


My Big Book of SOCIAL STUDIES

2



Get the App at
<http://rsgr.in/ss-app>

Updated & Enriched



My Big Book of SOCIAL STUDIES

2

PANEL OF EXPERTS

Vinita Krishna
Children's writer, consultant

Rashmi Arya
Formerly, Convent of Jesus and Mary
New Delhi

Charu Rekha
Formerly, Vasant Valley School
New Delhi

DESIGN AND ILLUSTRATIONS

Blue Fish



Rama Sagar
@live 2.0



Get the App at
<http://rsgr.in/ss-app>



Contents

COMIC STRIP Mary and Granny 6

1. Food for Us 9

2. We Need Water 14

3. Clothes We Wear 19

MY PAGE 24

COMIC STRIP

Clean Home, Happy Home 25

4. My Family 28

5. Your Home, My Home 33

6. Our School 38

7. My Neighbourhood 43

MY PAGE 48



MODEL TEST PAPER 49

8. Playtime is Funtime 51

9. Festivals are Fun 54



Mary and Granny

Granny  has got a gift for Mary . Mary is happy.



Mary opens the gift. It is a set of blocks.



Mary cannot put the blocks together.



Granny helps Mary to put the blocks together.





Do and learn



A What makes you happy? Colour as many  as you like.

talking to my
grandparents

listening
to stories

playing
with friends

watering
the plants

giving my
parents a hug

making
new friends

going
for a picnic

playing with
my pet

reading
storybooks

B Make a smiley stick for yourself.

- 1 Take a piece
of paper.
Draw a
smiley.



- 3 Cut out the
smiley. Take
the help of
an adult.



- 2 Paste the
smiley on
a sheet of
chart paper.



- 4 Glue an ice-cream
stick to the back of
the smiley.
Your smiley stick
is ready!





Food for Us



Get Set!

Write F for fruits. Write V for vegetables.

☐☐☐☐☐☐☐☐☐

Write the names of two

★ fruits you like.

★ vegetables you like.

We need food when we are hungry.



Food helps
us to grow.

Food gives us energy
to study and play.



Food keeps
us healthy.

Tell your partner the names of these food items.
Tick (✓) the food you like.


☐

☐

☐

☐

☐

☐
☐




☐

☐

☐

☐


RAW AND COOKED FOOD

All fruits can be eaten raw. Some vegetables such as cucumber , radish  and carrot  too can be eaten raw.

We have to cook some food items before we can eat them. Rice, dal, eggs, meat and most vegetables are cooked.

TIME TO EAT

We have breakfast  in the morning.

We have lunch  in the afternoon.

We have dinner  at night.

Hello! I am Kim.
I never leave home
without having
breakfast.



HEALTHY HABITS

Wash your
hands before
and after every
meal.

Eat fresh
and clean
food.

Eat slowly.
Chew your
food well.

Wash fruits
before eating
them.

Have your
meals at a fixed
time every day.

Never
waste food.



Read and answer



A Tick (✓) the correct pictures.

1. We eat this when we are hungry.



2. We eat this raw.



3. We cook this before eating.



4. We do this before and after every meal.



B Write H for healthy food habits.

1. does not wash her hands before eating. _____

2. eats fresh food. H

3. chews his food well. _____

4. leaves food on her plate. _____

C Think and answer.

Ria's mother gave Ria an apple. What should Ria do before eating the apple?





Do and learn




D ACTIVITY Who am I?


1. I am a red fruit. My name rhymes with merry.

I am a c h r y 


2. I am a vegetable. My name rhymes with parrot.

I am a c r t 

3. I am a brown vegetable. My name rhymes with tomato.

I am a p t o 


4. I am a yellow fruit. My name rhymes with tango.

I am a m n o 

Hello!
I am Speedo.
I love to eat
fruits.



E CRAFT ACTIVITY Tear bits of red paper. Paste them as shown.







We Need Water



Get Set!

Tick (✓) the animals that live in water.

☐☐☐☐☐☐☐☐

People, plants and animals need water to live.
There can be no life without water.



WHERE DO WE GET WATER FROM?

Rain is the main source of water. Water falls on Earth as rain.
Rainwater collects in ponds, lakes, streams, rivers, seas and oceans.

River

The snow on the mountains melts in summer. This water flows down as streams. Many streams join to form a river.



Sea and Ocean

A sea is a large body of water.
Many rivers flow into the sea.

Big seas are called oceans.
The water in seas and oceans is salty. We cannot drink this water.



Waterfall

When water falls from a great height, a waterfall is formed.

Well

Water is also found under the ground. We dig wells to get this water.



A water filter is used to clean water.

WATER IN OUR HOMES

Water from ponds, lakes and rivers may not be clean. So this water is cleaned and then supplied to our homes. We must boil or filter water before drinking it.

SAVING WATER

We must not waste water. Read how these children save water.



I take only as much water as I can drink.

I turn off the tap while I brush my teeth.



I take a short bath.



Read and answer



A Write T for True. Write F for False.

1. Plants need water to grow.
2. Tap is the main source of water.
3. A river is smaller than an ocean.
4. Water found under the ground is called a waterfall.
5. We must boil or filter water before drinking it.

T



B Draw lines to complete the sentences.

1. Animals and plants
2. An ocean is larger
3. We must not
4. Take only as much water

- a. waste water.
- b. need water to live.
- c. as you can drink.
- d. than a sea.

C Answer these questions.

1. Write two uses of water.

We need water to

2. How is a waterfall formed?

When water

3. Why cannot we drink river water?

We cannot drink river water because

D Think and answer.

You are at a sea beach. Mummy does not let you drink water from the sea. Why?





Do and learn



E ACTIVITY Circle six water words in this wordsearch.



X	V	J	O	N	E	O	P	W
D	T	A	N	P	Y	C	A	E
R	K	G	R	U	Q	E	Z	L
W	A	T	E	R	F	A	L	L
S	A	S	E	A	V	N	A	B
K	F	U	J	I	C	X	K	Q
L	E	P	O	N	D	F	E	Z



F Write the missing letters.

The s _____ w
on the mountains
melts in summer.



Water flows down as
s _____ r _____ m _____



Many rivers flow into
a s _____ or an
o _____ e _____ n



Many streams
join to form a
r _____ v _____ r

G VALUE Who is a water saver? Tick (✓) your answer.



or






Clothes We Wear



Get Set!

Look at the picture.
Circle your answers.



1. It is a hot / cold day.
2. The girl is wearing a uniform / frock.
3. The man is wearing a blue t-shirt / sweater.
4. The man is buying a tie / cap.

How many
do you see?
caps ____
fans ____





Clothes keep us safe from heat, cold, rain and wind.
Clothes also keep us safe from insect bites.

Long ago, people covered themselves with the leaves and the skins of animals.

With time, people learnt to make clothes.

KINDS OF CLOTHES

* We wear c t t n clothes in summer.
They keep us cool.

* We wear w l n clothes in winter.
They keep us warm.

* We wear a raincoat when we go out
in the r i n
Some raincoats are made of rubber.
We get rubber from the rubber tree.

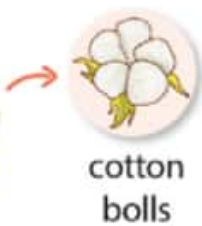


Write S for summer clothes. Write W for winter clothes.

☐☐☐☐☐☐☐

WHAT ARE CLOTHES MADE OF?

We get cotton from the cotton plant.



Cotton plant




Thread is made from cotton bolls.



This thread is used to make cloth.

We get wool from sheep.

A sheep's body is covered with thick hair. This hair is cut and cleaned to make woollen thread.




SPECIAL CLOTHES

You wear a uniform to school.

Many others also wear uniforms.



NURSE



POSTMAN



SECURITY
GUARD

POLICEWOMAN



People in different parts of our country wear different dresses.



Read and answer



A Tick (✓) the correct answers.

- | | | | | |
|---------------------------------------------|----------------|-------------------------------------|------------------|--------------------------|
| 1. Long ago, people covered themselves with | a. leaves. | <input checked="" type="checkbox"/> | b. clothes. | <input type="checkbox"/> |
| 2. Some raincoats are made of | a. wool. | <input type="checkbox"/> | b. rubber. | <input type="checkbox"/> |
| 3. We get cotton from the | a. jute plant. | <input type="checkbox"/> | b. cotton plant. | <input type="checkbox"/> |
| 4. We get wool from | a. sheep. | <input type="checkbox"/> | b. rabbit. | <input type="checkbox"/> |

B Answer these questions.

- Write two things that clothes keep us safe from.
Clothes keep us safe from _____
- Why do we wear woollen clothes in winter?
We wear woollen clothes in winter to _____
- Write the names of two people who wear uniforms to work.

C Think and answer.

Akul is going to a cold place. Which clothes should he carry? Name any three.



Do and learn



D ACTIVITY Write the first letter of each picture. You will get the names of some clothes.






E LIFE SKILL Ishan will teach you how to fold a hanky.





MY PAGE



for lessons 1 – 3

Trace along the dots. Dip your thumbs in **green** and **blue** paints.
Press them as shown.



Clean Home, Happy Home

Sonu  and Monu  have promised Mummy and Papa to keep the house clean.





26 Sonu and Monu keep their house clean. Do you?



Do and learn



A Tick (✓) the correct pictures.

1. Keki will throw pencil shavings in this.

☐☐

2. Titu will dust the table with this.

☐☐

3. Bobo will keep her books here.

☐☐

I keep
my house
clean.



B What do you do to keep your house clean? Colour the boxes **green**.

I write on the walls.	I put my toys away after playing with them.	I throw my uniform on the bed.
I throw pencil shavings in the dustbin.	I enter the house with dirty shoes.	I keep my shoes in the shoe rack.
I put the dirty dishes in the kitchen sink.	I clean my study table.	I drop food on the floor.



My Family




Get Set!

Look at the pictures. Write S for a small family. Write L for a large family. Write J for a joint family.




- ★ How many members are there in your family?
- ★ What are their names?

Discuss with your partner.


This is Meena . She lives in a small family.
A small family is also called a **nuclear family**.



Meena's friend, Samar  lives
with his father. Theirs is a
single-parent family. In such
families, children live with
their mother or father.



Sara and Anil are Samar's
aunt and uncle. They do not
have children. They live with
their pet dog, Golu.



This is Samar's friend, Jill .
Uncle Sam and Aunt
Polly brought her home.
Now they are her parents.



FUN WITH FAMILY



This is the Rao family.


Hari  and Latha 
help their parents to
keep the house clean.

This is the Alvi family.

Asad  has fun
with his mother.



This is the Risom family.

Bala  likes to read
out stories to her
little brother.



This is the Yadav family.
Which festival are
they celebrating?

D _ _ _ a _ _ _ i _



Read and answer

A Fill in the blanks. Choose words from the box.

carrom clean love father parents



1. I love
my little sister.

3. My _____
read me stories
every night.



2. I live with my

4. We keep our house



5. I play _____
with my mother.



B Answer these questions.

1. How many members are there in Meena's family?
2. What is a single-parent family?



C Think and answer.

Look at the picture of Asad's family on page 30. What type of family does he belong to? Circle your answer.

JOINT

SINGLE-PARENT

LARGE



Do and learn

D ACTIVITY Complete the following.

1.  +  +  +  = _____ family
father mother sister Rohit

2.  +  +  = _____ family
mother grandparents Mini

3.  +  +  +  = _____ family
parents grandparents brother Bob

E VALUE What will make your parents happy? Draw a ☺.

1. You greet your grandma.
2. You do not do your homework.
3. You keep your things in their proper places.

